

New Forest District Council Accident and Near Miss Report

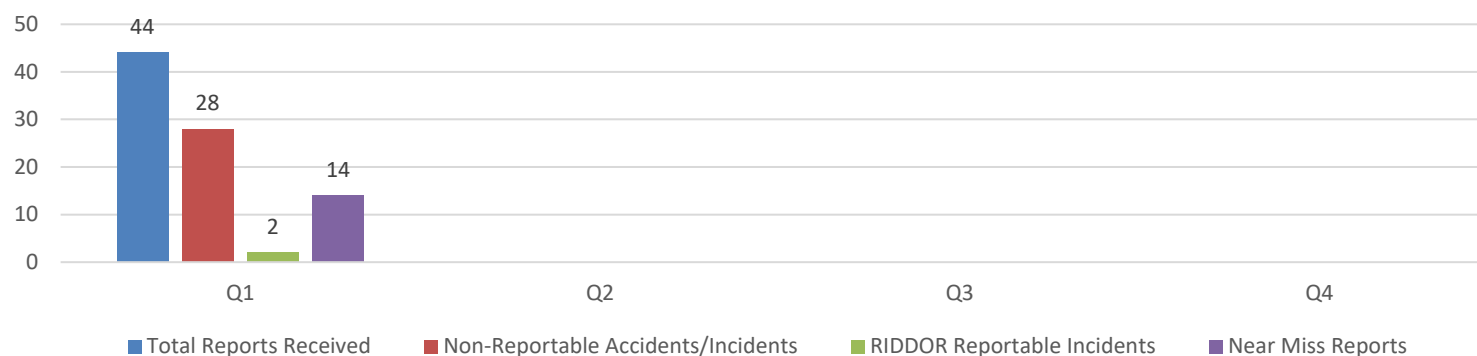
Quarter 1 April - June 2023

Quarter 1 employee & contractor accident and near miss report for ALL NFDC services:

	Q1	+/-%	Q2	+/-%	Q3	+/-%	Q4	+/-%	Year Total
Total reports received	44 (80)	-45%	(47)		(38)		(57)		(221)
Non-reportable accidents	28 (24)	+17%	(21)		(22)		(29)		(96)
RIDDOR	2 (2)	0%	(1)		(3)		(4)		(10)
Near Miss reports	14 (54)	-74%	(25)		(13)		(24)		(115)
Accident related lost time (days) *at least one occurrence of sickness still outstanding	95 (120*)	-21%	(38)		(104)		(71)		(333)

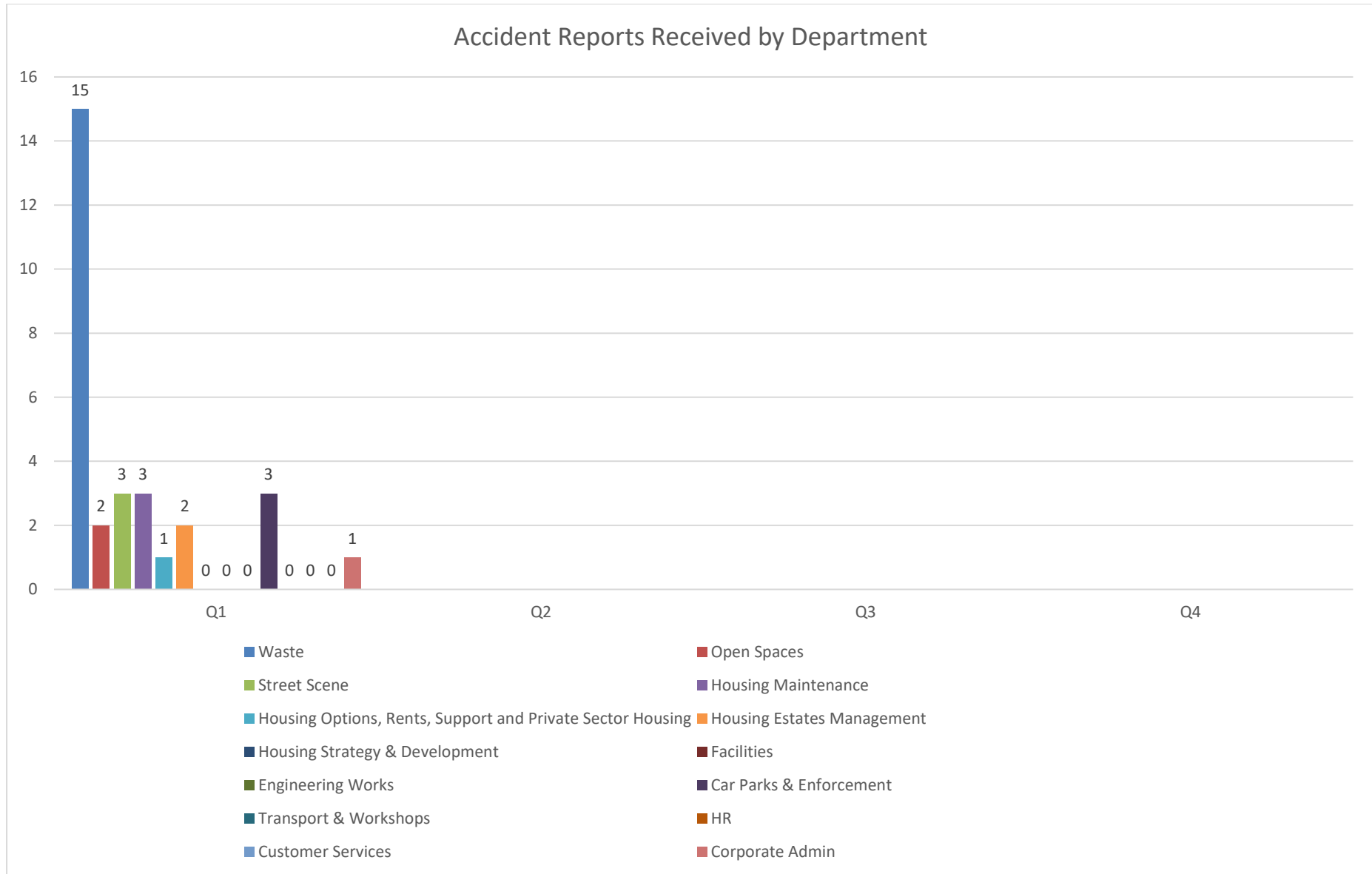
Note: Near Miss Report figure no longer includes vandalism and property damage so figures for 2023/24 will be lower

Note: Figures in brackets are previous 22/23 figures



Accident Reports Received by Department

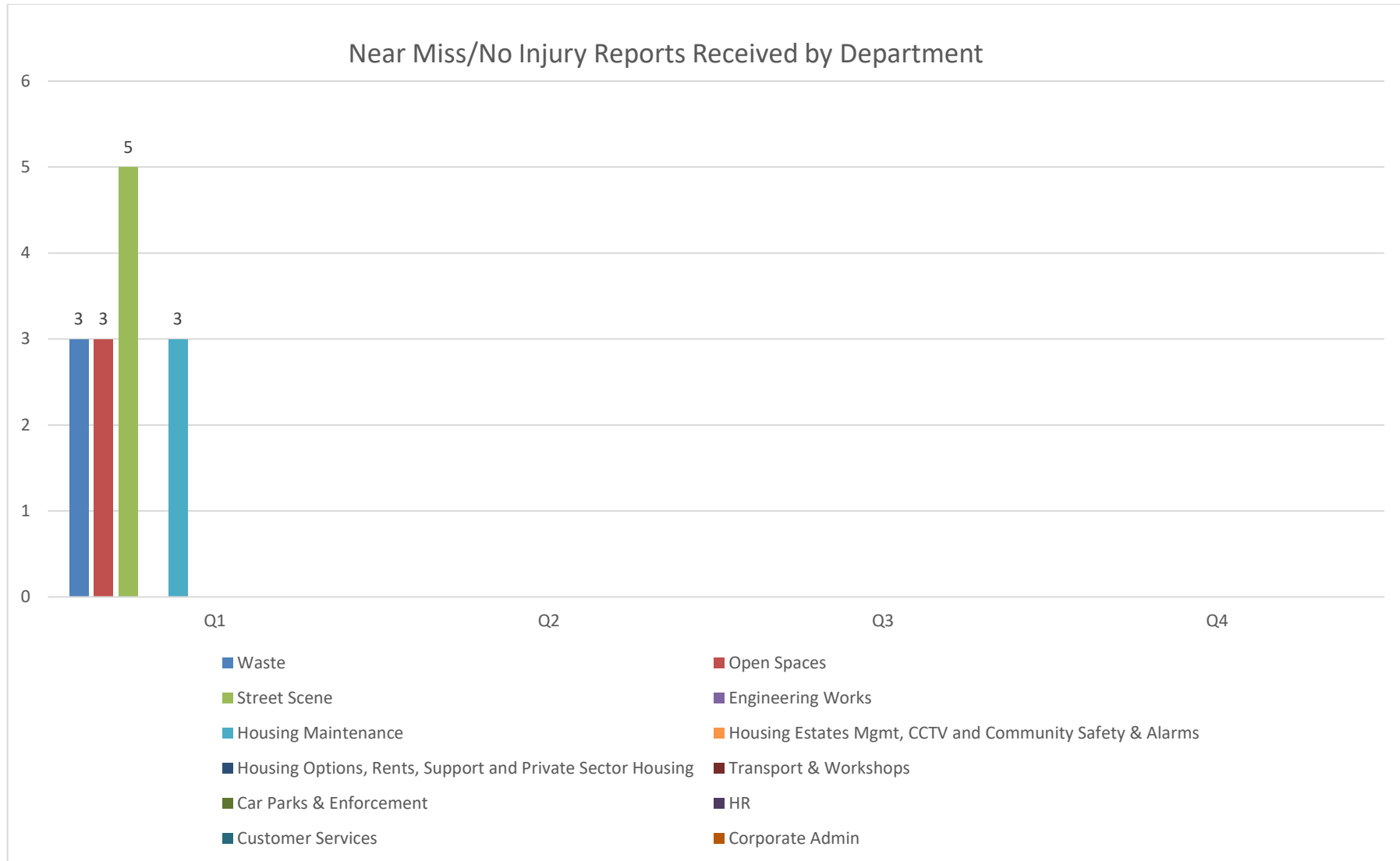
	Apr-June 23	July – Sep 23	Oct – Dec 23	Jan – Mar 24	Year end
Waste	15 (17)	(5)	(9)	(19)	(50)
StreetScene	3 (0)	(3)	(1)	(4)	(8)
Open Spaces (inc Pest Control)	2 (2)	(3)	(6)	(2)	(12)
Transport & Workshops	0 (0)	(0)	(0)	(0)	(0)
Car Parks & Enforcement	3 (1)	(0)	(0)	(1)	(2)
Engineering Works	0 (0)	(0)	(1)	(0)	(1)
Housing Maintenance	3 (4)	(12)	(6)	(7)	(26)
Housing Estates Mgmt, CCTV and Community Safety	2 (0)	(0)	(1)	(0)	(1)
Housing Options, Rents, Support & Private Sector	1 (2)	(0)	(1)	(0)	(3)
Housing Strategy & Development	0 (0)	(1)	(0)	(0)	(1)
HR	0 (0)	(0)	(0)	(0)	(0)
Customer Services	0 (0)	(0)	(0)	(1)	(1)
Facilities	0 (0)	(1)	(0)	(0)	(1)
Corporate Admin	1 (0)	(0)	(0)	(0)	(0)



Near Miss/No injury Reports Received by Department

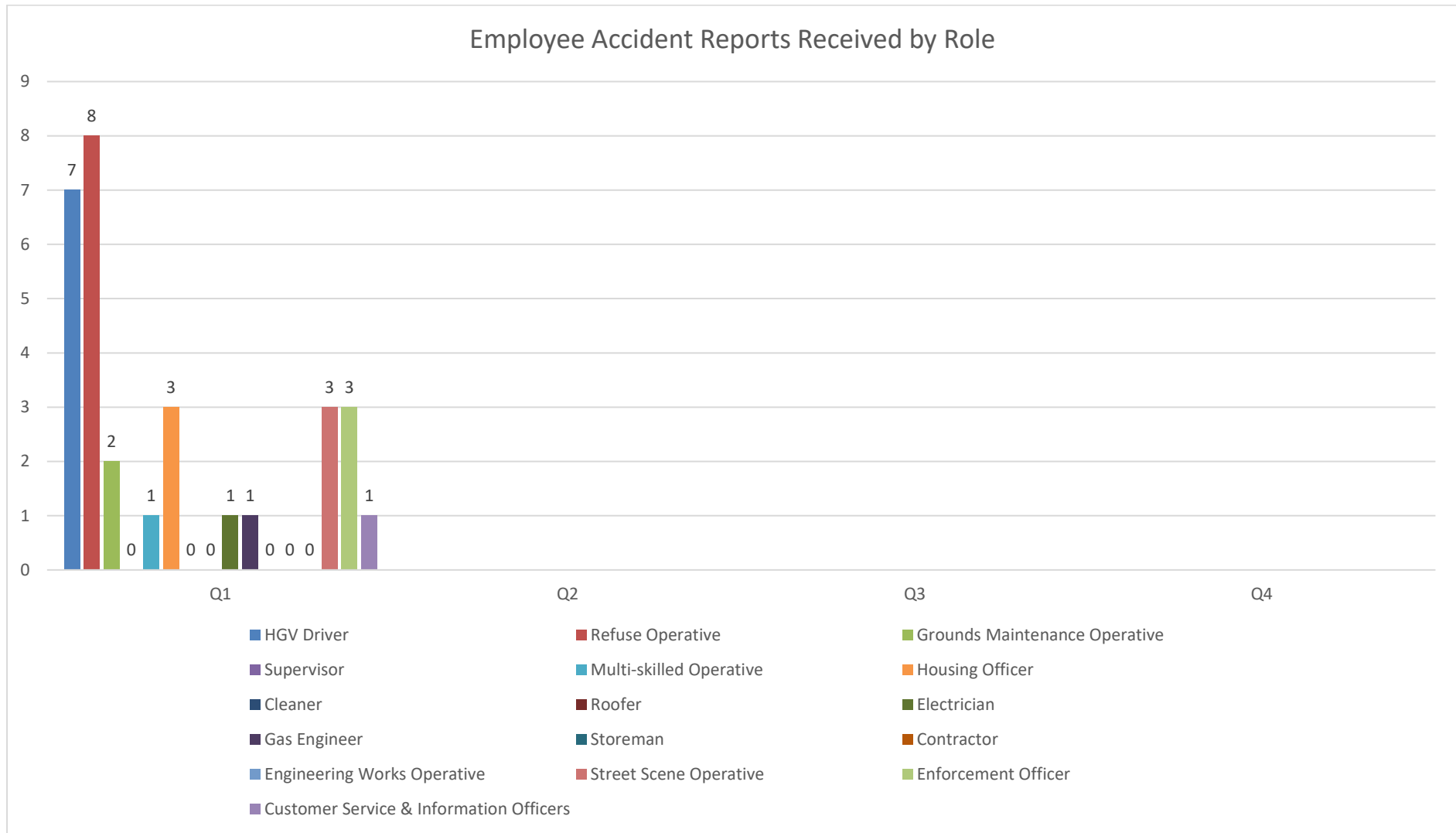
	Apr-June 23	July – Sep 23	Oct – Dec 23	Jan – Mar 24	Year end
Waste	3 (1)	(0)	(0)	(5)	(9)
StreetScene	5 (46*)	(6)	(7)	(5)	(79)
Open Spaces (inc Pest Control)	3 (1)	(0)	(0)	(0)	(1)
Engineering Works	0 (0)	(0)	(0)	(0)	(1)
Transport & Workshops	0 (0)	(0)	(0)	(0)	(0)
Housing Maintenance	3 (2)	(2)	(3)	(6)	(13)
Housing Estates Mgmt, CCTV and Community Safety	0 (3)	(0)	(0)	(5)	(8)
Housing Options, Rents, Support and Private Sector Housing	0 (1)	(0)	(1)	(0)	(2)
Customer Services	0 (0)	(0)	(0)	(1)	(1)
Tax and Benefits	0 (0)	(0)	(0)	(2)	(2)
Human Resources	0 (0)	(0)	(0)	(1)	(1)

*Figures included damage and vandalism to public conveniences.



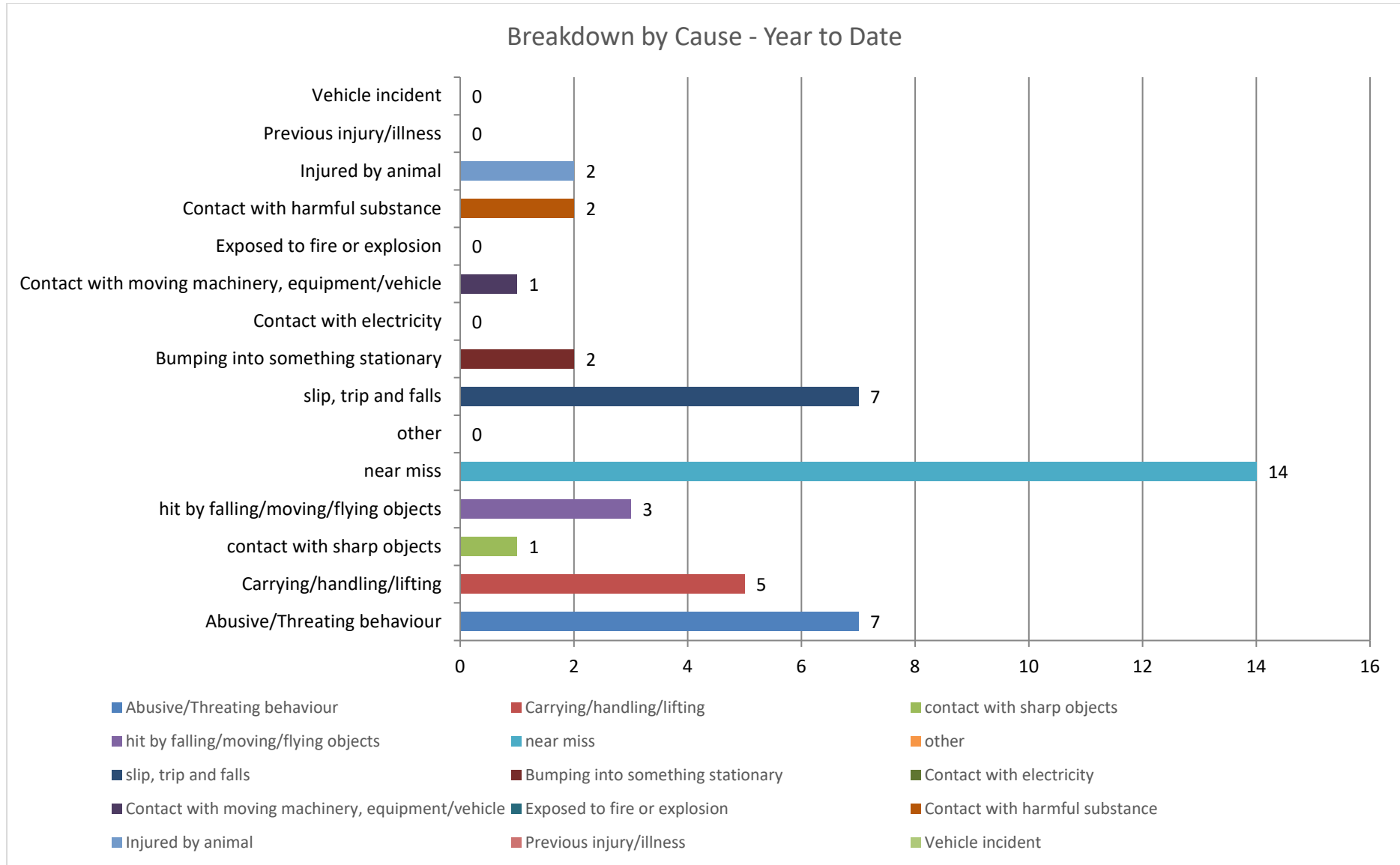
Accident Reports Received by Role

	Apr-June 23	July – Sep 23	Oct – Dec 23	Jan – Mar 24	Year end
HGV Driver	7 (9)	(1)	(3)	(10)	(23)
Refuse Operative	8 (7)	(4)	(6)	(11)	(28)
Grounds Maintenance Operative	2 (2)	(3)	(5)	(1)	(11)
Street Scene Operative	3 (0)	(3)	(1)	(1)	(5)
Engineering Works Operative	0 (0)	(0)	(1)	(0)	(1)
Enforcement Officer	3 (1)	(0)	(0)	(0)	(1)
Admin	0 (0)	(0)	(0)	(2)	(2)
Supervisor	0 (1)	(1)	(1)	(0)	(3)
Multi-Skilled Operative	1 (4)	(2)	(2)	(4)	(12)
Housing Officer	3 (2)	(0)	(2)	(1)	(5)
Cleaner	0 (0)	(3)	(0)	(0)	(3)
Gas Engineer	1 (0)	(1)	(1)	(0)	(2)
Electrician	1 (0)	(0)	(1)	(1)	(2)
Roofer	0 (0)	(0)	(1)	(1)	(2)
Storeman	0 (0)	(1)	(0)	(0)	(1)
Contractor	0 (0)	(3)	(1)	(0)	(4)
Customer Service & Information Officers	1 (0)	(0)	(0)	(1)	(1)



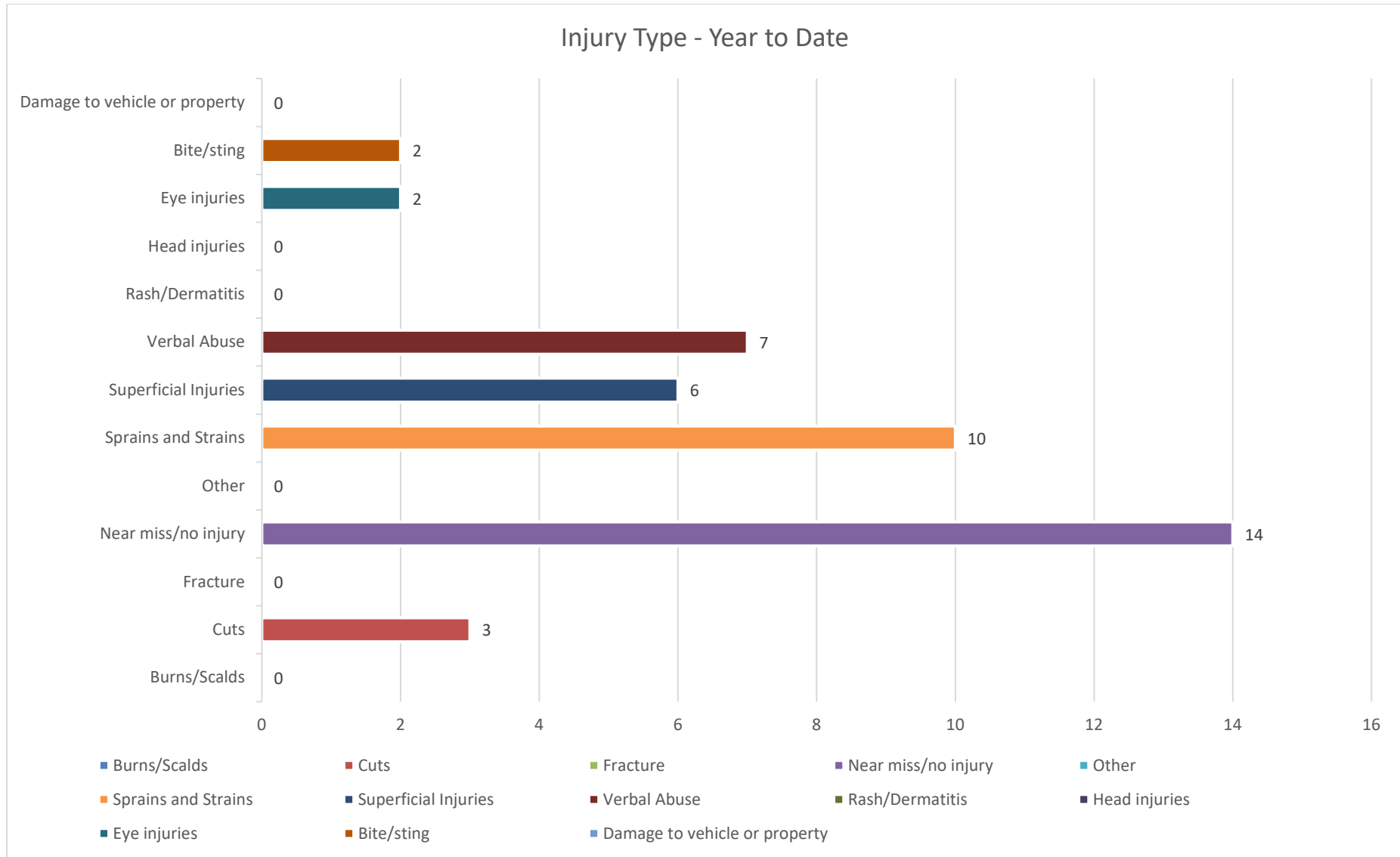
Breakdown by Cause

	Apr-June 23	July – Sep 23	Oct – Dec 23	Jan – Mar 24	Year end
Manual Handling	5 (8)	(4)	(3)	(7)	(22)
Slips, Trips	6 (6)	(1)	(5)	(10)	(22)
Falls	1 (2)	(0)	(0)	(1)	(3)
Hit by moving/flying object	3 (1)	(2)	(4)	(2)	(9)
Bumping into something stationary	2 (2)	(0)	(0)	(2)	(2)
Abusive/threatening behaviour	7 (3)	(2)	(3)	(4)	(12)
Contact with electricity	0 (0)	(1)	(0)	(0)	(1)
In contact with moving equipment/machinery/vehicle	1 (0)	(1)	(0)	(2)	(3)
Exposed to fire/explosion	0 (7)	(2)	(0)	(0)	(9)
Contact with sharp object	1 (8)	(6)	(3)	(6)	(23)
Contact with harmful substance	2 (6)	(0)	(1)	(1)	(8)
Injured by animal	2 (1)	(1)	(1)	(1)	(4)
Other i.e natural causes	0 (1)	(3)	(0)	(5)	(9)
Previous injury/illness	0 (0)	(0)	(0)	(2)	(2)
Vehicle incident	0 (3)	(0)	(4)	(1)	(8)
Near Miss	14 (40)	(24)	(14)	(12)	(90)



Breakdown by Injury

	Apr-June 23	Jul – Sept 23	Oct – Dec 23	Jan – Mar 24	Year end
Superficial i.e bruising	6 (2)	(1)	(4)	(7)	(14)
Sprains/Strains	10 (13)	(4)	(6)	(17)	(40)
Rash/Dermatitis	0 (0)	(0)	(0)	(0)	(0)
Cuts	3 (5)	(6)	(3)	(6)	(20)
Fracture	0 (2)	(0)	(0)	(0)	(2)
Head Injuries	0 (0)	(0)	(0)	(0)	(0)
Eye Injuries	2 (0)	(0)	(2)	(1)	(3)
Bite/Sting	2 (0)	(1)	(1)	(1)	(4)
Damage to vehicle/property	0 (33)	(1)	(1)	(1)	(36)
Verbal Abuse	7 (3)	(2)	(3)	(4)	(12)
Other	0 (2)	(1)	(1)	(1)	(5)
Burn & Scalds	0 (0)	(0)	(0)	(1)	(1)
Near Miss/No Injury	14 (25)	(31)	(17)	(19)	(93)



Significant Accident/Incident Summary Q1 April - June 2023

Date	Dept	Accident type	Detail	Injury	Days Lost	RIDDOR	Action / Notes
02.04.23	Streetscene	Slip, trip or fall	Operative stepped on the door frame of the void door and his foot slipped along the frame causing him to fall. The operative hurt his right knee and left wrist in the fall. After carrying on his duties for another half an hour his wrist began to ache and so he phoned his supervisor and attended Lymington minor injuries. An x-ray was taken but no fracture was confirmed and operative was given a wrist support for comfort.	Sprains and strains	65	Y	Door threshold was checked by the supervisor and all was okay, no obvious signs of damage or other cause for the slip/trip was found. Awaiting further information from hospital regarding possible wrist fracture but at this time this has not been confirmed. After a review of the risk assessment for the PC cleaning there were no new or additional controls identified by Streetscene.
27.05.23	Streetscene	Slip, trip or fall	Streetscene operative tripped over raised section of bike rack as he was walking through it in Brockenhurst High Street resulting in him injuring his wrist and head. The bike rack appeared to have have been hit by a vehicle causing the section to raise.	Sprains and strains	10	Y	Operative taken to minor injuries unit for treatment, wrist confirmed as not broken. Damaged bike rack reported to HCC, toolbox talks to be carried out for all Streetscene operatives reminding them to remain on pathways and walkways and not to take shortcuts where possible trip hazards maybe present.